

KRUGER

General Instructions
Direct Driven In-line Fan
CSD-CCE-CFB Series



This manual is to guide the users in the proper storage, installation, operation and maintenance procedures to ensure maximum equipment life and trouble-free operation. **HANDLING AND MAINTENANCE SHOULD ALWAYS BE PERFORMED BY EXPERIENCED AND TRAINED PERSONNEL.**

RECEIVING, HANDLING AND STORAGE

Rough handling during shipment and improper storage can cause damage that is not noticeable until the fan is in operation. This can be avoided with proper storage and handling techniques.

Touch up the scratch coated surfaces during lifting, to prevent corrosion to occur at this area. Store the fan in a clean and dry place, preferably indoor to ensure fan shaft, bearing and fan casing are protected against dust and corrosion. Do not store the fan in a location where it will be subjected to high vibration.

START-UP CHECK LIST

Before putting any fan into initial operation the manufacturer's instruction must be followed. Complete the following checklist to make sure that the fan is ready to run.

- Lock out the primary and all secondary power sources.
- Make sure the foundation or mounting arrangement and the duct connections are adequately designed in accordance with recognized acceptable engineering practices.
- Ensure that all fasteners, particularly impeller fasteners are tight prior to start-up.
- Check and tighten all hold-down (securing) bolts.
- Spin impeller to see whether it rotates freely and is not grossly out of balance.
- Inspect impeller for correct rotation for the fan design.
- Connect the fan according to the wiring diagram affix to the fan.
- Check that the voltage of the electrical supply according to that shown on the fan label.
- Switch on the electrical supply and allow the fan to reach full speed.

Check carefully for :- (1) Excessive vibration
(2) Unusual noise
(3) electrical input (ampere & voltage does not exceed that shown on the fan)

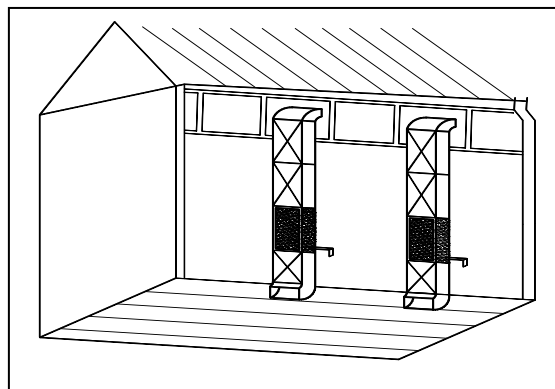
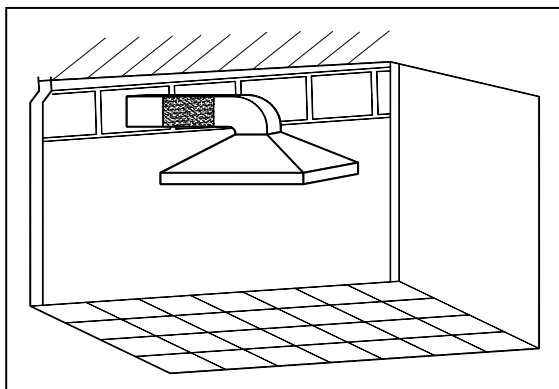
If any problem is indicated, SWITCH OFF IMMEDIATELY. Lock out the electrical supply, secure the fan impeller if there is a potential for wind milling. (impeller turning due to a draft through the system).

Check carefully the cause and correct as required.

The fan may now be put into operation but during the first 8 hrs of running, it should be periodically observed and checked for excessive vibration and noise. Check the motor input current and motor temperature to ensure that they do not exceed manufacturer's recommendation. After 8 hrs of operation, the fan should be shut down to check that all set screws and hold-down bolts are securely tightened.

* Note: Using the fan outside the specified limit could result in dangerous situations not evaluated and not considered to be the responsibility of the manufacturer.

Application Example



Installation Method

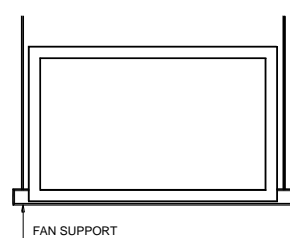
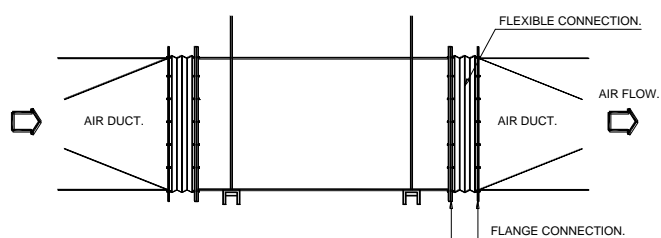


Fig.1

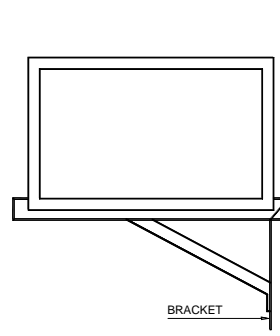
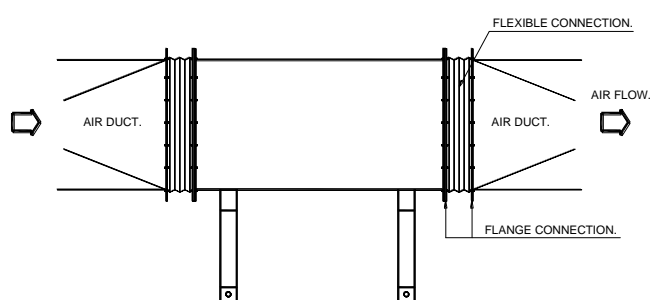


Fig.2

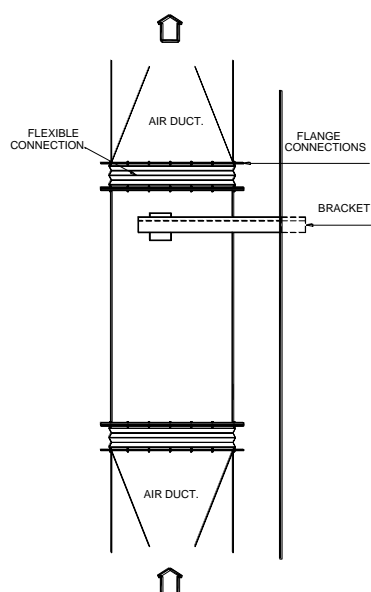
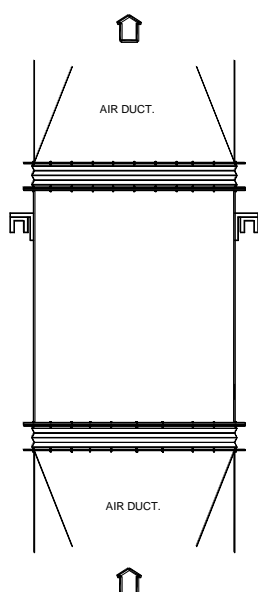


Fig.3

ROUTINE MAINTENANCE

Maintenance should always be performed by experienced and trained personnel. Do not attempt any maintenance on a fan unless the electrical supply has been locked out or tagged out and the impeller has been secured.

Under normal circumstances, handling clean air, the system should require cleaning only about a Year. However, the fan and system should be checked at regular intervals to detect any unusual accumulation.

The fan impeller should be specially checked for build-up of material or dirt which may cause an Imbalance with resulting undue wear on bearings and belt drives. A regular maintenance program Should be established as needed to prevent material build-up.

Periodic inspection of the rotating assembly must be made to detect any indication of weakening of the rotor because of corrosion, erosion, or metal fatigue.

KRUGER GROUP (VENTILATION)

• THAILAND (Regional HQ)

KRUGER VENTILATION INDUSTRIES ASIA CO. LTD.

30/159 Moo 1, Sinsakorn Industrial Estate,
Chetsadawithi Road, Khok Kham Mueng, Samuthsakorn 74000, Thailand
Tel. +662 1054298 - Fax +662 0248256-9
Website: www.krugerfan.com

• CHINA (BEIJING)

BEIJING KRUGER VENTILATION CO. LTD

Level 7, A Block, Rising International Building, 29 JingHai San Road, BDA,
Beijing, P.R.China 100176
Tel. +86 10-67881366 - Fax +86 10-67880566
Email: krugertj@krugertj.com

• CHINA (SHANGHAI)

SHANGHAI KRUGER VENTILATION CO. LTD

No. 500 Yuanguo Road, Anting, Jiading,
Shanghai 201814 P.R. China
Tel. +86 21-69573266 - Fax +86 21-69573296
Email: shkruger@krugerchina.com

• CHINA (WUHAN)

WUHAN KRUGER VENTILATION CO. LTD

No. 805, Huian Ave, Dongxihu District, Wuhan, Hubei, P.R. China 430000
Tel. +86 27- 83248840/83060522/83097505
Fax +86 27- 83261886
Email: whkruger@krugerwh.com

• HONG KONG

KRUGER VENTILATION (HONG KONG) LIMITED

Flat C, 9/F, Yeung Yiu Chung (No.8) Industrial Building,
20 Wang Hoi Road, Kowloon Bay, Kowloon, Hong Kong
Tel. +852 22469182 - Fax +852 22469187
Email: info@kruger.com.hk

• INDIA (NORTH)

KRUGER VENTILATION INDUSTRIES (NORTH INDIA) PVT LTD

Plot No. - 191, Sector - 59, Ballabgarh, Faridabad - 121 004, Haryana, India
Tel. +91-9958991660/9717449696
Fax. +91-1294135820
Email: sales.kni@krugerindia.com

• KOREA

NEOMATE CO. LTD

2-1010, Ace High Tech City B/D, 775 Gyeongin-ro,
Yeongdeungpo-gu, Seoul, Korea. Postal Code 07299
Tel. +82-2-2679-2052 - Fax. +82-2-2679-2174
Email: y7890@neomate.co.kr

• MYANMAR

KRUGER VENTILATION (MYANMAR) CO.LTD

Room No. F21, Thiri Yadanar Whole Sale Market, (Htawunbe)
Toe Chae Ward, North Okkalapa Township, Yangon.
Tel. +959 763141081/2/3
Email: htoon@krugermm.com

• SINGAPORE

KRUGER ENGINEERING PTE LTD

No. 10 Buroh Street #06-06, West Connect Building,
Singapore 627564
Tel. +65 68631191 - Fax +65 68631151
Email: mktg@krugerasia.com

• THAILAND

KRUGER VENTILATION IND. (THAILAND) CO. LTD

30/105 Moo 1, Sinsakorn Industrial Estate,
Chetsadawithi Road, Khok Kham Mueng, Samuthsakorn 74000, Thailand
Tel. +662 1050399 - Fax + 662 1050370-2
Email: mktg@kruger.co.th

• AUSTRALIA

S&P-KRUGER AUSTRALIA PTY LTD

2 Cunningham St, Moorebank N.S.W. 2170
Tel. +61 2-98227747
Fax. +61 2-98227757
Email: info@sandpkruger.com.au

• CHINA (GUANGZHOU)

GUANGZHOU KRUGER VENTILATION CO. LTD

No. 9 Huahui Road, Huashan, Huadu,
Guangzhou, P.R. China 510880
Tel. +86 22-66356635 - Fax +86 20-86786001/86786500
Email: gzkruiger@krugergz.com

• CHINA (TIANJIN)

TIANJIN KRUGER VENTILATION CO. LTD

No.168 Anyuan Road, Jingjin Science and Technology Park
Wuqing District, Tianjin, China
Tel. +86 22-22143480/3481 - Fax +86 22-22143482
Email: krugertj@krugertj.com

• DUBAI

KRUGER VENTILATION INDUSTRIES, GULF BRANCH

Jebel Ali Free Zone Area (JAFZA) P.O. Box No. 262949, Dubai, UAE
Tel. +971 4 8819188/8832017
Fax. +971 4 8832018
Email: johncs@krugerasia.com

• INDIA

KRUGER VENTILATION INDUSTRIES (INDIA) PVT LTD

Kruger Centre, Mumbai-Nasik Highway,
Kalamgaon, Shahapur, Thane 421601, Maharashtra, India
Tel. +91 9960558899/9975577211 - Fax +91 2527 240075
Email: sales@krugerindia.com

• INDONESIA

P.T. KRUGER VENTILATION INDONESIA

JL. Teuku Umar No.20,
Karawaci - Tangerang 15115, Indonesia
Tel. +62 21-5512288/5513557 - Fax +62 21-5513502
Email: mktg@krugerindo.co.id

• MALAYSIA

KRUVENT INDUSTRIES (M) SDN BHD

Lot 850, Jalan Subang 7, Taman Perindustrian Subang,
47500, Subang Jaya, Selangor D.E.
Tel. +603 80743399 - Fax +603 80743388
Email: mktg@kruger.com.my

• PHILIPPINES

KRUGER M&E INDUSTRIES CORPORATION

FAP Compound, E. Rodriguez Ave.
Tunasan, Muntinlupa City 1773, Philippines
Tel. +63 2-8622892/4/6/7, 5534059 - Fax +63 2-8622891
Email: mktg@krugerp.net

• TAIPEI

KRUGER VENTILATION (TAIWAN) CO. LTD

No. 157, Ping-an Rd, Hengfeng Village,
Dayuan Shiang Taoyuan County 337, Taiwan
Tel. +886 3-3859119 - Fax +886 3-3859118
Email: sales@krugertwn.com.tw

• VIETNAM

KRUGER VENTILATION INDUSTRIES (VIETNAM) CO. LTD

Lot A7. 2-4, C2 Road, Thanh Thanh Cong IZ,
Trang Bang Dist. Tay Ninh Province, Vietnam
Tel. +84-276 3585200/01/02 - Fax +84-276 3585199
Email: mktg@krugervn.com